

OFFICE OF JUVENILE JUSTICE

2018 Annual PREA Report

James Bueche, Ph. D
Deputy Secretary

Ellyn Toney
Chief of Operations

Yezette White
PREA Coordinator

Office of Juvenile Justice
7919 Independence Boulevard
State Police Building
Baton Rouge, LA 70806
PO Box 66548
Baton Rouge, LA 70896
225-287-7900

www.OJJ.louisiana.gov

An Equal Opportunity Employer



PREFACE

The Prison Rape Elimination Act (PREA) is a United States federal law passed in 2003 which established standards directing the prevention, detection and response of sexual assault incidents of inmates and residents. PREA established a set of standards that protects the Eighth Amendment Right (constitutional right against cruel and unusual punishment) of inmates and residents in confinement settings.

The Office of Juvenile Justice (OJJ) has a zero tolerance towards all forms of sexual abuse and sexual harassment and takes all reports of sexual misconduct seriously.

In compliance with PREA Standard §115.389 regarding publication of aggregated sexual abuse data, OJJ reports sexual abuse incidents as required in the Department of Justice's Survey of Sexual Victimization Summary.

The information provided in this report is a review of sexual abuse and sexual harassment allegations made in the last three years (2018, 2017, and 2016) and also includes actions taken by the Agency to reduce PREA related incidents. The data was obtained from the Office of Juvenile Justice's secure and contract facilities in accordance with the sexual abuse and sexual harassment definitions mandated by the juvenile PREA standards. OJJ reviews this data to study trends, patterns, and possible causes of sexual assault incidents occurring in all its facilities to advance the Agency's efforts to prevent, detect, and respond to all sexual abuse and sexual harassment allegations.

In an effort to protect the identity of the youths in the custody of the Office of Juvenile Justice and to reduce any potential security and/or safety risks at any of OJJ's facilities, all personal identifiable information, including name, gender, and age has been redacted from this report.

Secure Facilities

2018 PREA Investigations (January –December)

BCCY	Staff on Youth	Staff on Youth	Staff on Youth	Youth on Youth	Youth on Youth	Youth on Youth
	Substantiated	Unsubstantiated	Unfounded	Substantiated	Unsubstantiated	Unfounded
	0	6	2	1	4	2

SCY- M	Staff on Youth	Staff on Youth	Staff on Youth	Youth on Youth	Youth on Youth	Youth on Youth
	Substantiated	Unsubstantiated	Unfounded	Substantiated	Unsubstantiated	Unfounded
	0	3	2	2	1	7

SCY- C	Staff on Youth	Staff on Youth	Staff on Youth	Youth on Youth	Youth on Youth	Youth on Youth
	Substantiated	Unsubstantiated	Unfounded	Substantiated	Unsubstantiated	Unfounded
	0	0	2	0	0	1

Staff/Youth			Youth/Youth			
15			18			

2017 PREA Investigations (January –December)

BCCY	Staff on Youth	Staff on Youth	Staff on Youth	Youth on Youth	Youth on Youth	Youth on Youth
	Substantiated	Unsubstantiated	Unfounded	Substantiated	Unsubstantiated	Unfounded
	0	3	0	2	13	2

SCY- M	Staff on Youth	Staff on Youth	Staff on Youth	Youth on Youth	Youth on Youth	Youth on Youth
	Substantiated	Unsubstantiated	Unfounded	Substantiated	Unsubstantiated	Unfounded
	0	1	2	4	6	12

SCY- C	Staff on Youth	Staff on Youth	Staff on Youth	Youth on Youth	Youth on Youth	Youth on Youth
	Substantiated	Unsubstantiated	Unfounded	Substantiated	Unsubstantiated	Unfounded
	0	2	0	0	0	0

Staff/Youth			Youth/Youth			
8			39			

2016 PREA Investigations (January –December)

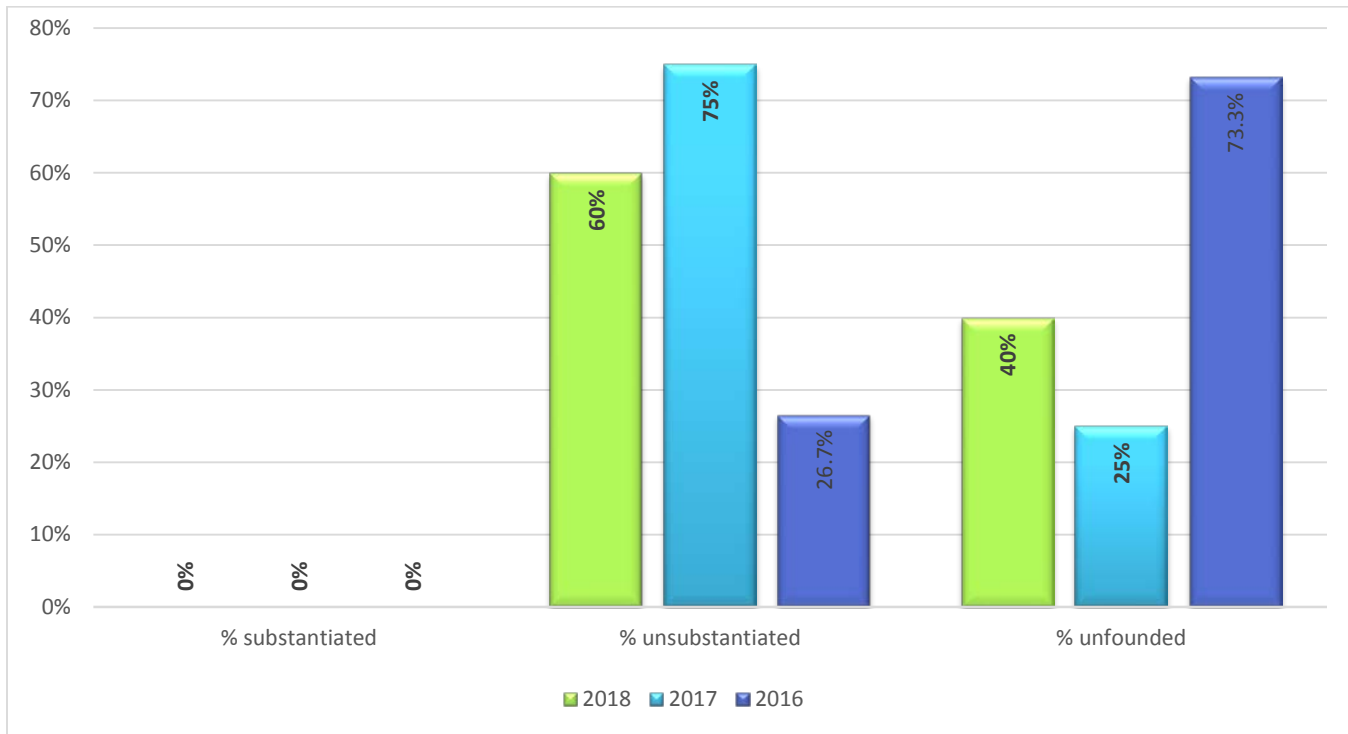
BCCY	Staff on Youth Substantiated	Staff on Youth Unsubstantiated	Staff on Youth Unfounded	Youth on Youth Substantiated	Youth on Youth Unsubstantiated	Youth on Youth Unfounded
13	0	1	4	0	5	3

SCY- M	Staff on Youth Substantiated	Staff on Youth Unsubstantiated	Staff on Youth Unfounded	Youth on Youth Substantiated	Youth on Youth Unsubstantiated	Youth on Youth Unfounded
25	0	3	7	1	7	8

SCY- C	Staff on Youth Substantiated	Staff on Youth Unsubstantiated	Staff on Youth Unfounded	Youth on Youth Substantiated	Youth on Youth Unsubstantiated	Youth on Youth Unfounded
2	0	0	0	0	0	2

Staff/Youth	Youth/Youth
15	26

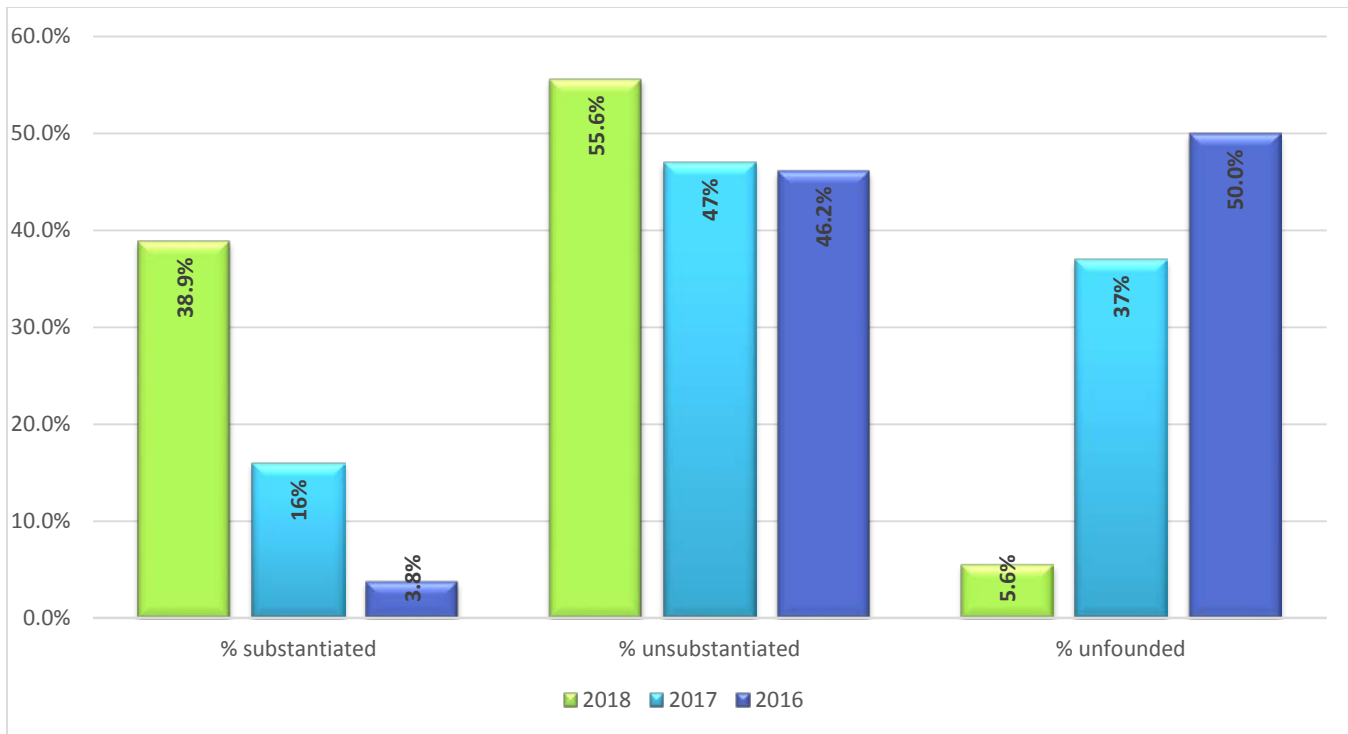
The chart below represents the number of **staff on youth** PREA related incidents reported in the secure facilities (Bridge City Center for Youth (BCCY), Swanson Center for Youth-Monroe (SCY-M) and Swanson Center for Youth-Columbia (SCY-C) and the outcomes of the investigations.



Secure Facility	2018	2017	2016
BCCY	8	3	5
SCY-M	5	3	10
SCY-C	2	2	0
Total Number	15	8	15

- In 2018, the Agency experienced an overall increase of 47% of staff on youth PREA related incidents from the previous year.
- BCCY and SCY-M reported an increase in staff on youth PREA related incidents, SCY-C remained the same from the previous year.
- In the last three years (2018, 2017, and 2016) there have not been any substantiated staff on youth PREA related cases.
- In 2018 there were a total of 9 unsubstantiated staff on youth PREA related incidents/cases, in 2017 there were 6, and a total of 4 in 2016.

Chart below represents the number of **youth on youth** PREA related incidents reported in the secure facilities and the outcome of the investigations.



Secure Facility	2018	2017	2016
BCCY	7	17	8
SCY-M	10	22	16
SCY-C	1	0	2
Total Number	18	39	26

- In 2018 there was a 54% decrease in PREA related incidents compared to the previous year.
- With the exception of SCY-C, all the secure facilities experienced a decrease in the total number of PREA related incidents: BCCY experienced a 30% decrease from the previous year, and SCY-M experienced a 55% decrease.
- In 2018, of the 18 PREA related youth on youth related incidents there were 3 substantiated, 5 unsubstantiated and 10 unfounded.

Month to Month Comparison

Secure Facilities

2018	
January	10
February	2
March	0
April	3
May	3
June	1
July	3
August	8
September	1
October	1
November	0
December	1
Total	33

2017	
January	6
February	3
March	6
April	9
May	8
June	0
July	4
August	2
September	5
October	3
November	1
December	0
Total	47

2016	
January	7
February	3
March	5
April	4
May	3
June	1
July	6
August	5
September	2
October	3
November	2
December	1
Total	41

Side-by Side Facility Comparison	2018	2017	2016
BCCY	15	20	13
SCY-M	15	25	26
SCY-C	3	2	2
Total Number	33	47	41

Overall Data Review

- Overall, the Agency experienced an average 40 PREA related incidents each year within its secure facilities.
- BCCY and SCY-M experienced a decrease in the total number of PREA related incidents reported during 2018 when compared to 2017. SCY-C experienced only 1 more than the previous year.
- The 2018 month-to month comparison indicate the months that experienced largest number of PREA related incidents were January (10) and August (8).
- There appears to be a trend in a larger number of PREA related incidents being reported during the month of January in all three years.

2018 Residential Contract Providers PREA related incidents
(January –December)

Christian Acres	Staff on Staff Substantiated	Staff on Youth Unsubstantiated	Staff on Youth Unfounded	Youth on Youth Substantiated	Youth on Youth Unsubstantiated	Youth on Youth Unfounded
5	2	0	0	2	0	1

AMikids-Acadiana	Staff on Staff Substantiated	Staff on Youth Unsubstantiated	Staff on Youth Unfounded	Youth on Youth Substantiated	Youth on Youth Unsubstantiated	Youth on Youth Unfounded
0	0	0	0	0	0	0

Rutherford House	Staff on Staff Substantiated	Staff on Youth Unsubstantiated	Staff on Youth Unfounded	Youth on Youth Substantiated	Youth on Youth Unsubstantiated	Youth on Youth Unfounded
3	0	0	0	0	2	1

Renaissance	Staff on Staff Substantiated	Staff on Youth Unsubstantiated	Staff on Youth Unfounded	Youth on Youth Substantiated	Youth on Youth Unsubstantiated	Youth on Youth Unfounded
2	0	0	0	0	1	1

Johnny Robinson's Boys Home	Staff on Staff Substantiated	Staff on Youth Unsubstantiated	Staff on Youth Unfounded	Youth on Youth Substantiated	Youth on Youth Unsubstantiated	Youth on Youth Unfounded
0	0	0	0	0	0	0

Ware Youth Center-Intensive Residential	Staff on Staff Substantiated	Staff on Youth Unsubstantiated	Staff on Youth Unfounded	Youth on Youth Substantiated	Youth on Youth Unsubstantiated	Youth on Youth Unfounded
4	1	0	1	1	0	1

Ware Youth Center-Group Home	Staff on Staff Substantiated	Staff on Youth Unsubstantiated	Staff on Youth Unfounded	Youth on Youth Substantiated	Youth on Youth Unsubstantiated	Youth on Youth Unfounded
3	0	0	0	1	0	2

Ware Youth Center-Shelter	Staff on Staff Substantiated	Staff on Youth Unsubstantiated	Staff on Youth Unfounded	Youth on Youth Substantiated	Youth on Youth Unsubstantiated	Youth on Youth Unfounded
7	0	0	0	2	1	4

Ware Youth Center-Treatment Center	Staff on Staff Substantiated	Staff on Youth Unsubstantiated	Staff on Youth Unfounded	Youth on Youth Substantiated	Youth on Youth Unsubstantiated	Youth on Youth Unfounded
0	0	0	0	0	0	0

Boys Village	Staff on Staff Substantiated	Staff on Youth Unsubstantiated	Staff on Youth Unfounded	Youth on Youth Substantiated	Youth on Youth Unsubstantiated	Youth on Youth Unfounded
7	0	1	0	0	5	1

Harmony Center-AB Horn	Staff on Staff Substantiated	Staff on Youth Unsubstantiated	Staff on Youth Unfounded	Youth on Youth Substantiated	Youth on Youth Unsubstantiated	Youth on Youth Unfounded
1	0	0	0	0	0	1

Harmony Center-Harmony III	Staff on Staff Substantiated	Staff on Youth Unsubstantiated	Staff on Youth Unfounded	Youth on Youth Substantiated	Youth on Youth Unsubstantiated	Youth on Youth Unfounded
2	0	0	0	0	1	1

ETC- Harbour House	Staff on Staff Substantiated	Staff on Youth Unsubstantiated	Staff on Youth Unfounded	Youth on Youth Substantiated	Youth on Youth Unsubstantiated	Youth on Youth Unfounded
2	0	0	1	0	0	1

Boy's Town-Residential	Staff on Staff Substantiated	Staff on Youth Unsubstantiated	Staff on Youth Unfounded	Youth on Youth Substantiated	Youth on Youth Unsubstantiated	Youth on Youth Unfounded
1	0	0	0	0	1	0

Boy's Town-Shelter	Staff on Staff Substantiated	Staff on Youth Unsubstantiated	Staff on Youth Unfounded	Youth on Youth Substantiated	Youth on Youth Unsubstantiated	Youth on Youth Unfounded
1	0	0	0	0	1	0

2017 Residential Contract Providers PREA related incidents
(January –December)

Christian Acres	Staff on Staff Substantiated	Staff on Youth Unsubstantiated	Staff on Youth Unfounded	Youth on Youth Substantiated	Youth on Youth Unsubstantiated	Youth on Youth Unfounded
6	0	0	0	1	4	1

AMikids-Acadiana	Staff on Staff Substantiated	Staff on Youth Unsubstantiated	Staff on Youth Unfounded	Youth on Youth Substantiated	Youth on Youth Unsubstantiated	Youth on Youth Unfounded
4	0	1	0	0	3	0

Rutherford House	Staff on Staff Substantiated	Staff on Youth Unsubstantiated	Staff on Youth Unfounded	Youth on Youth Substantiated	Youth on Youth Unsubstantiated	Youth on Youth Unfounded
3	0	1	0	0	2	0

Renaissance	Staff on Staff Substantiated	Staff on Youth Unsubstantiated	Staff on Youth Unfounded	Youth on Youth Substantiated	Youth on Youth Unsubstantiated	Youth on Youth Unfounded
2	0	1	0	0	0	1

Johnny Robinson's Boys Home	Staff on Staff Substantiated	Staff on Youth Unsubstantiated	Staff on Youth Unfounded	Youth on Youth Substantiated	Youth on Youth Unsubstantiated	Youth on Youth Unfounded
1	0	0	0	0	0	1

Ware Youth Center-Intensive Residential	Staff on Staff Substantiated	Staff on Youth Unsubstantiated	Staff on Youth Unfounded	Youth on Youth Substantiated	Youth on Youth Unsubstantiated	Youth on Youth Unfounded
2	1	0	0	0	0	1

Ware Youth Center-Group Home	Staff on Staff Substantiated	Staff on Youth Unsubstantiated	Staff on Youth Unfounded	Youth on Youth Substantiated	Youth on Youth Unsubstantiated	Youth on Youth Unfounded
1	0	0	0	0	1	0

Ware Youth Center-Shelter	Staff on Staff Substantiated	Staff on Youth Unsubstantiated	Staff on Youth Unfounded	Youth on Youth Substantiated	Youth on Youth Unsubstantiated	Youth on Youth Unfounded
3	0	0	0	0	2	1

Ware Youth Center-Treatment Center	Staff on Staff Substantiated	Staff on Youth Unsubstantiated	Staff on Youth Unfounded	Youth on Youth Substantiated	Youth on Youth Unsubstantiated	Youth on Youth Unfounded
0	0	0	0	0	0	0

Boys Village	Staff on Staff Substantiated	Staff on Youth Unsubstantiated	Staff on Youth Unfounded	Youth on Youth Substantiated	Youth on Youth Unsubstantiated	Youth on Youth Unfounded
2	0	0	0	0	0	2

Harmony Center	Staff on Staff Substantiated	Staff on Youth Unsubstantiated	Staff on Youth Unfounded	Youth on Youth Substantiated	Youth on Youth Unsubstantiated	Youth on Youth Unfounded
2	0	1	0	0	0	1

ETC- Harbour House	Staff on Staff Substantiated	Staff on Youth Unsubstantiated	Staff on Youth Unfounded	Youth on Youth Substantiated	Youth on Youth Unsubstantiated	Youth on Youth Unfounded
1	0	0	0	0	0	1

Boy's Town-Residential	Staff on Staff Substantiated	Staff on Youth Unsubstantiated	Staff on Youth Unfounded	Youth on Youth Substantiated	Youth on Youth Unsubstantiated	Youth on Youth Unfounded
0	0	0	0	0	0	0

Boy's Town-Shelter	Staff on Staff Substantiated	Staff on Youth Unsubstantiated	Staff on Youth Unfounded	Youth on Youth Substantiated	Youth on Youth Unsubstantiated	Youth on Youth Unfounded
0	0	0	0	0	0	0

2016 Residential Contract Providers PREA related incidents
(January –December)

Christian Acres	Staff on Staff Substantiated	Staff on Youth Unsubstantiated	Staff on Youth Unfounded	Youth on Youth Substantiated	Youth on Youth Unsubstantiated	Youth on Youth Unfounded
13	0	0	2	7	2	2

AMikids-Acadiana	Staff on Staff Substantiated	Staff on Youth Unsubstantiated	Staff on Youth Unfounded	Youth on Youth Substantiated	Youth on Youth Unsubstantiated	Youth on Youth Unfounded
1	0	0	0	0	0	1

Rutherford House	Staff on Staff Substantiated	Staff on Youth Unsubstantiated	Staff on Youth Unfounded	Youth on Youth Substantiated	Youth on Youth Unsubstantiated	Youth on Youth Unfounded
2	0	0	0	1	0	1

Renaissance	Staff on Staff Substantiated	Staff on Youth Unsubstantiated	Staff on Youth Unfounded	Youth on Youth Substantiated	Youth on Youth Unsubstantiated	Youth on Youth Unfounded
2	0	0	1	0	0	1

Johnny Robinson's Boys Home	Staff on Staff Substantiated	Staff on Youth Unsubstantiated	Staff on Youth Unfounded	Youth on Youth Substantiated	Youth on Youth Unsubstantiated	Youth on Youth Unfounded
2	0	0	0	0	1	1

Ware Youth Center-Intensive Residential	Staff on Staff Substantiated	Staff on Youth Unsubstantiated	Staff on Youth Unfounded	Youth on Youth Substantiated	Youth on Youth Unsubstantiated	Youth on Youth Unfounded
1	0	0	1	0	0	0

Ware Youth Center-Group Home	Staff on Staff Substantiated	Staff on Youth Unsubstantiated	Staff on Youth Unfounded	Youth on Youth Substantiated	Youth on Youth Unsubstantiated	Youth on Youth Unfounded
0	0	0	0	0	0	0

Ware Youth Center-Shelter	Staff on Staff Substantiated	Staff on Youth Unsubstantiated	Staff on Youth Unfounded	Youth on Youth Substantiated	Youth on Youth Unsubstantiated	Youth on Youth Unfounded
0	0	0	0	0	0	0

Ware Youth Center-Treatment Center	Staff on Staff Substantiated	Staff on Youth Unsubstantiated	Staff on Youth Unfounded	Youth on Youth Substantiated	Youth on Youth Unsubstantiated	Youth on Youth Unfounded
0	0	0	0	0	0	0

Boys Village	Staff on Staff Substantiated	Staff on Youth Unsubstantiated	Staff on Youth Unfounded	Youth on Youth Substantiated	Youth on Youth Unsubstantiated	Youth on Youth Unfounded
0	0	0	0	0	0	0

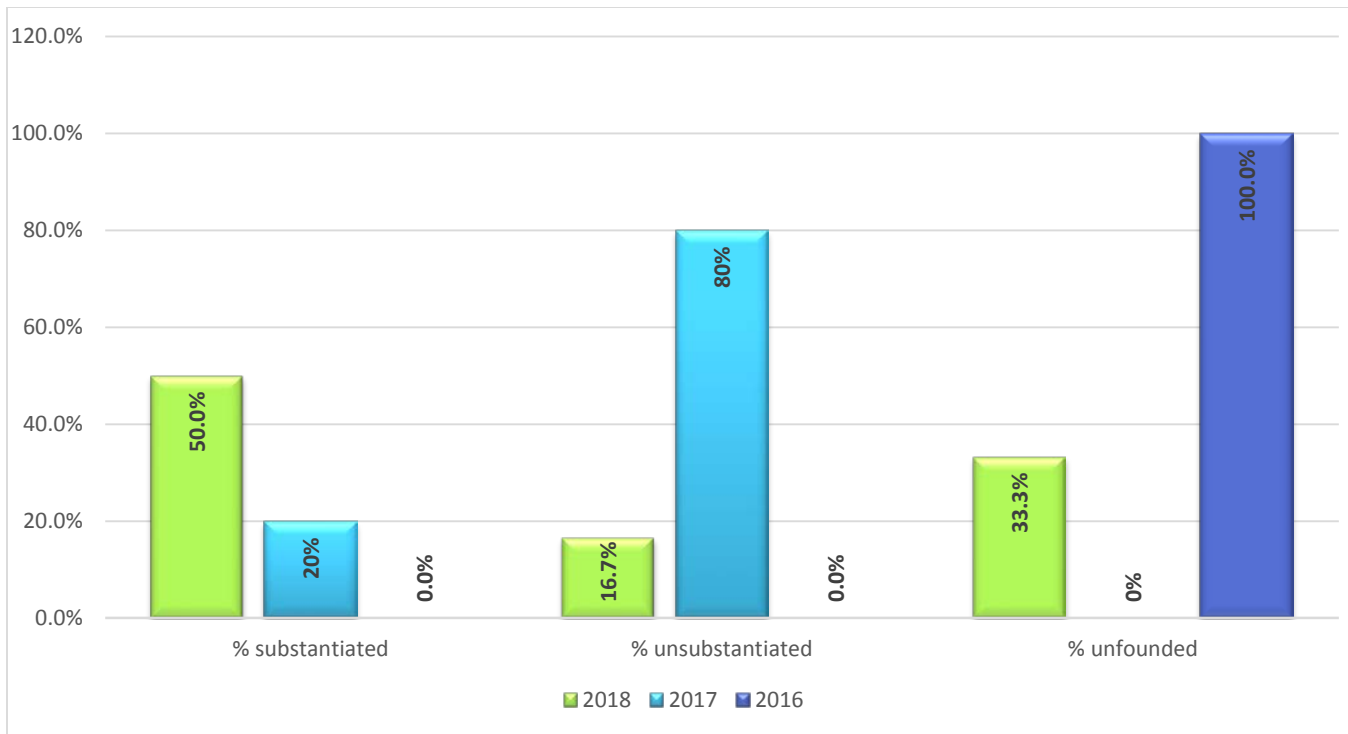
Harmony Center	Staff on Staff Substantiated	Staff on Youth Unsubstantiated	Staff on Youth Unfounded	Youth on Youth Substantiated	Youth on Youth Unsubstantiated	Youth on Youth Unfounded
1	0	0	1	0	0	0

ETC- Harbour House	Staff on Staff Substantiated	Staff on Youth Unsubstantiated	Staff on Youth Unfounded	Youth on Youth Substantiated	Youth on Youth Unsubstantiated	Youth on Youth Unfounded
4	0	0	0	2	0	2

Boy's Town-Residential	Staff on Staff Substantiated	Staff on Youth Unsubstantiated	Staff on Youth Unfounded	Youth on Youth Substantiated	Youth on Youth Unsubstantiated	Youth on Youth Unfounded
0	0	0	0	0	0	0

Boy's Town-Shelter	Staff on Staff Substantiated	Staff on Youth Unsubstantiated	Staff on Youth Unfounded	Youth on Youth Substantiated	Youth on Youth Unsubstantiated	Youth on Youth Unfounded
0	0	0	0	0	0	0

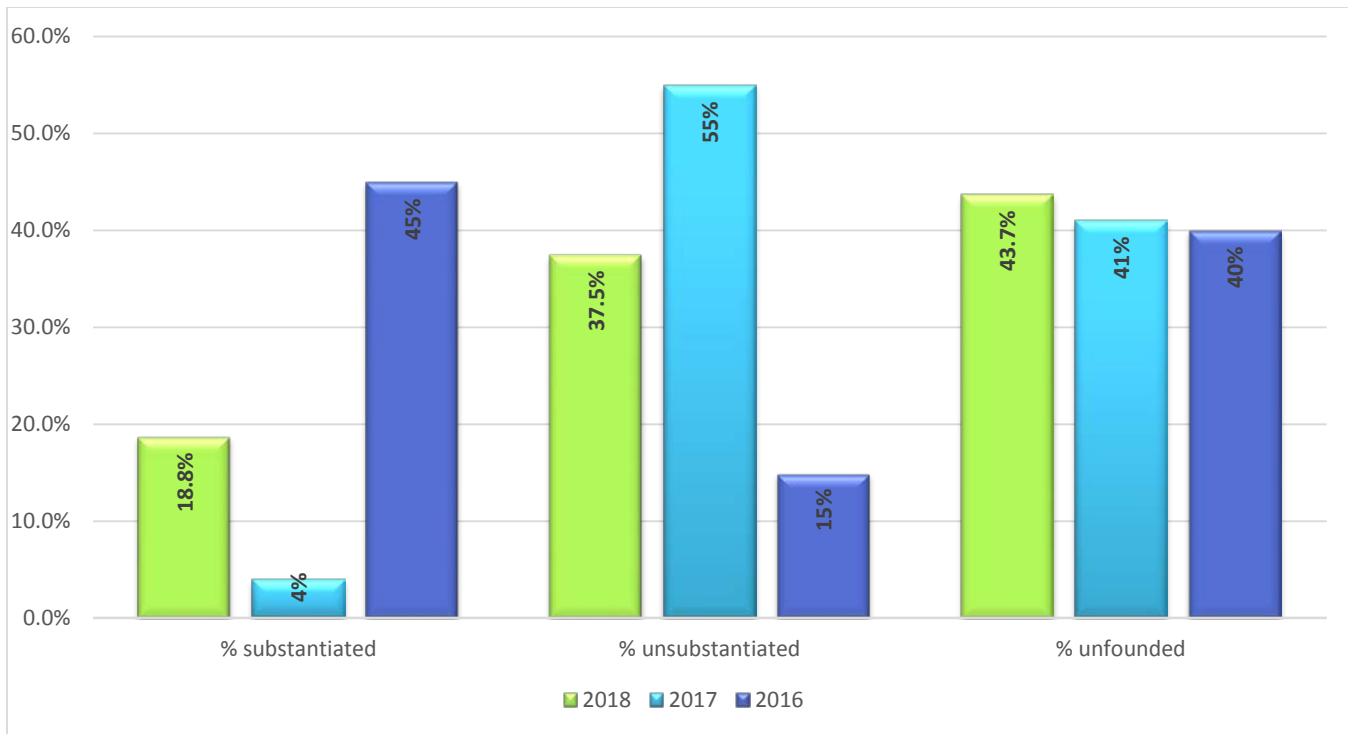
The chart below represents the number of **staff on youth** PREA related incidents reported in OJJ’s non-secure contract facilities and the outcomes of the investigations.



Non-Secure Residential Facilities	2018	2017	2016
Christian Acres Youth Center (CA)	2	0	2
AMIkids-Acadiana (AMI)	0	1	0
Rutherford House (RH)	0	1	0
Renaissance Home for Youth (RHY)	0	1	1
Johnny Robinson’s Boys Home (JRBH)	0	0	0
Ware Youth Center-Intensive Residential (WYC-IR)	2	1	1
Ware Youth Center-Group Home	0	0	0
Ware Youth Center-Treatment Center	0	0	0
Ware Youth Center-Shelter (WYC-S)	0	0	0
Boy’s Village (BV)	1	0	0
Harmony Center (HC)-Harmony III	0	1	1
Harmony Center (HC)-AB Horn	0	0	0
ETC-Harbour House (HH)	1	0	0
Boy’s Town- residential (BT-R)	0	0	0
Boy’s Town- shelter (BT-S)	0	0	0
Total Number	6	5	5

- Only 6 of the total 38 PREA related incidents in 2017 involved staff (50% Substantiated, 16.7% Unsubstantiated, and 33.3% were Unfounded).
- In 2016 all 5 reported PREA incidents were determined to be Unfounded.

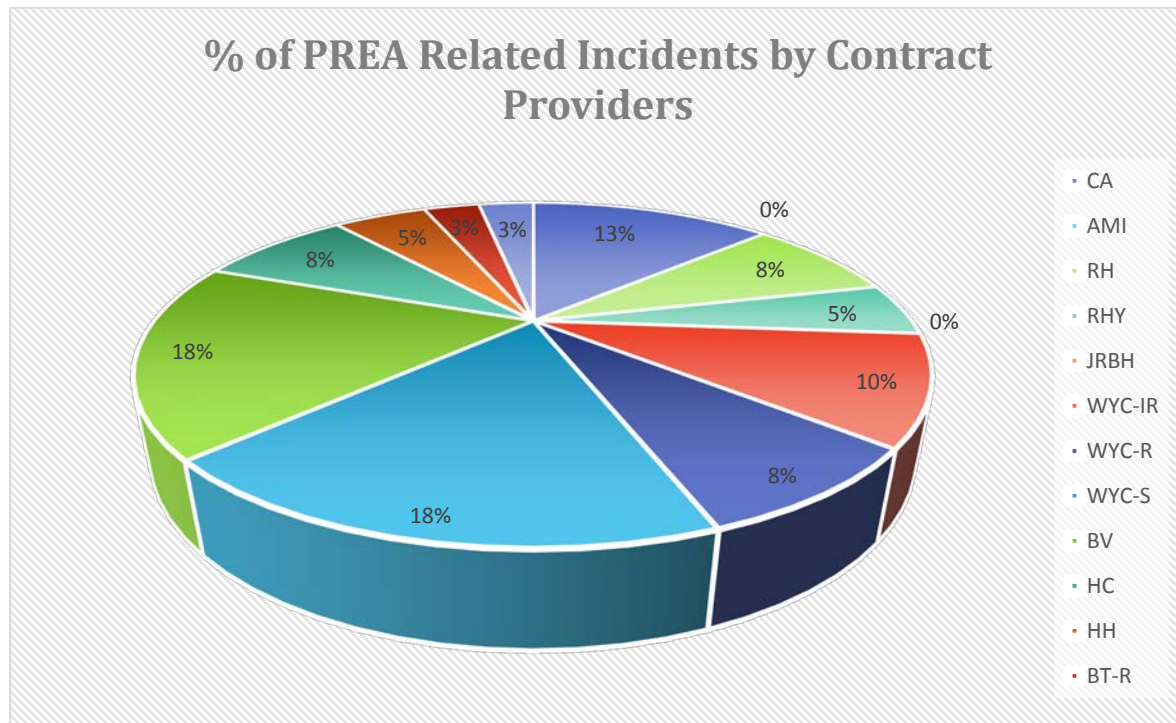
The chart below represents the number of **youth on youth** PREA related incidents reported in OJJ’s non-secure contract facilities and the outcomes of the investigations.



Non-Secure Residential Facilities	2018	2017	2016
Christian Acres Youth Center (CA)	3	6	11
AMIkids-Acadiana (AMI)	0	3	1
Rutherford House (RH)	3	2	1
Renaissance Home for Youth (RHY)	2	1	1
Johnny Robinson’s Boys Home (JRBH)	0	1	2
Ware Youth Center-Intensive Residential (WYC-IR)	2	2	0
Ware Youth Center-Group Home	3	0	0
Ware Youth Center- Treatment Center	0	0	0
Ware Youth Center-shelter (WYC-S)	7	3	0
Boy’s Village (BV)	6	2	0
Harmony Center (HC)-AB Horn	1	0	0
Harmony Center (HC)-Harmony III	2	1	0
ETC-Harbour House (HH)	1	1	4
Boy’s Town- residential (BT-R)	1	0	0
Boy’s Town- shelter (BT-S)	1	0	0
Total Number	32	22	20

- Of the 32 youth on youth PREA related incidents reported in 2018, 6 were substantiated compared to 1 in 2017 and 9 in 2016.
- Overall, approximately 42% of the youth on youth PREA related incidents were investigated and determined to be unfounded.

2018 PREA related incidents by Contract Providers



Non-Secure Residential Facilities	Total Number of PREA Related Incidents	% of PREA Incidents	Total Number of Unduplicated OJJ Youth Served
Christian Acres Youth Center (CA)	5	13%	212
AMIkids-Acadiana (AMI)	0	0%	108
Rutherford House (RH)	3	8%	144
Renaissance Home for Youth (RHY)	2	5%	49
Johnny Robinson's Boys Home (JRBH)	0	0%	78
Ware Youth Center-Intensive residential (WYC-IR)	4	10%	26
Ware Youth Center-residential (WYC-R)	3	8%	99
Ware Youth Center-shelter (WYC-S)	7	18%	84
Boy's Village (BV)	7	18%	124
Harmony Center (HC)	2	8%	113
ETC-Harbour House (HH)	2	5%	19
Boy's Town- residential (BT-R)	1	3%	33
Boy's Town- shelter (BT-S)	1	3%	39

- There was a total of 38 PREA related incidents reported by the non-secure contract providers in 2018, 27 incidents in 2017, and 25 in 2016. A 29% increase in incidents from the previous year.
- There was an overall 29% increase in PREA related incidents in 2018 from the previous year.

Summary

OJJ understands that PREA implementation is an agency-wide initiative, therefore efforts to advance PREA implementation include its secure and non-secure contract facilities. Below are several of the steps OJJ took during 2018 to enhance the prevention, detection, and response to sexual abuse and sexual harassment incidents in all of its facilities.

- OJJ continues to require all new staff to attend and successfully complete a comprehensive PREA training. In addition, all staff receive PREA refresher training on an annual basis. This same curriculum is offered to OJJ's non-secure contract providers to improve their staffs' understanding of PREA and to maintain compliance with juvenile PREA standard §115.331.
- Cross gender and transgender pat search training is provided to all direct care and field services staff who may have contact with youth in accordance with juvenile PREA standard §115.315.
- Annual training for Field PREA investigators (Probation and Parole Officers) who are actively involved in ensuring the protocol for investigating PREA related incidents is followed in contract facilities. These Probation & Parole Officers are available to provide support to local law enforcement to improve compliance with juvenile PREA standard §115.371.
- Use of the Field PREA database for field investigators throughout the agency for tracking sexual abuse and sexual harassment incidents alleged within non-secure facilities.
- Implementation of Trauma Informed Care training during pre-service and in-service trainings.

Because OJJ appreciates the magnitude of sexual safety within its facilities, the agency will continue its efforts to improve sexual safety throughout all of its facilities. Some of these actions may include the following:

- Annual review of staffing plan for all facilities to identify patterns or trends in incidents of sexual abuse.
- Expand and improve video monitoring technology throughout secure care facilities.
- Enhance data reporting to reflect a separation of sexual abuse and sexual harassment incidents.
- Improve the Agency PREA Compliance database for use by secure facilities to allow collection of routine data entry to monitor compliance.

In accordance with PREA standard §115.388, a comparison was made between 2017, 2016, and 2015 for the secure and non-secure contract facilities. Data reflects an overall decrease in PREA related incidents. In compliance with juvenile PREA standard §115.388, OJJ will make this information available to the public on its website, by the posting of this report.