

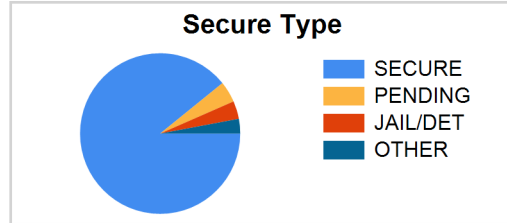
YOUTH SERVICES OFFICE OF JUVENILE JUSTICE

*Dr. James Bueche
Deputy Secretary*

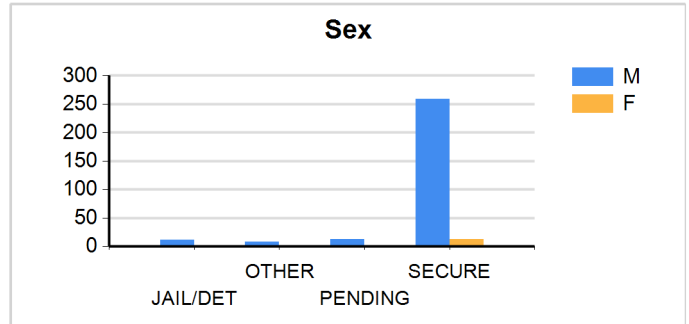
Demographic Profiles of the Secure Youth Population as of May 01, 2017.

Total Population in Secure Care Facilities: 305
Total Population under OJJ Supervision: 2842

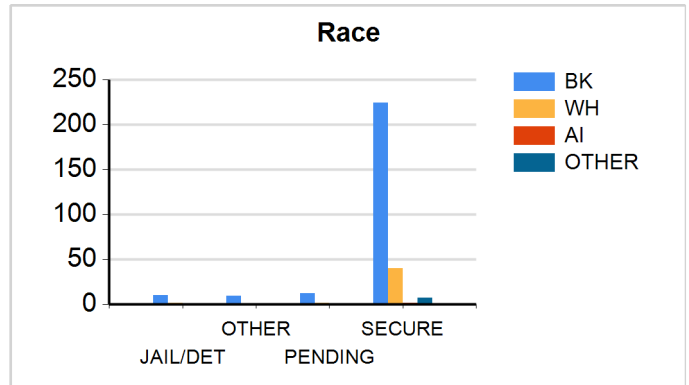
	SECURE	PENDING	JAIL/DET	OTHER
CNT	272	13	11	9



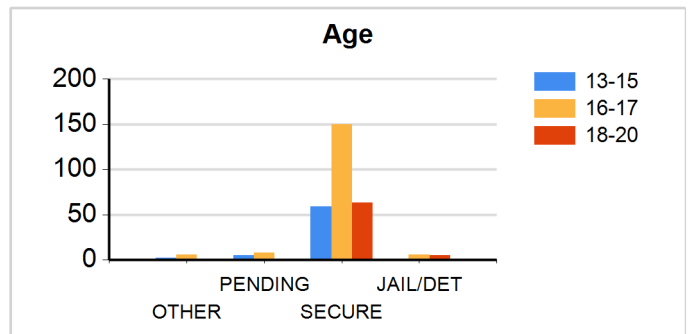
SEX	JAIL/DET	OTHER	PENDING	SECURE
M	11	8	13	259
F		1		13



RACE TYPE	JAIL/DET	OTHER	PENDING	SECURE
BK	10	9	12	224
WH	1		1	40
AI				1
OTHE R				7



AGE	OTHER	PENDING	SECURE	JAIL/DE T
13-15	2	5	59	
16-17	6	8	150	6
18-20	1		63	5



Region of Origin (This count is created by identifying the region from which the youth originated.)

REGION OF ORIGIN	PENDING	SECURE	JAIL/DET	OTHER
Alexandria	2	12		
Baton Rouge	3	42	3	4
Hammond		18	1	
Lafayette	1	26	2	1
Lake Charles	1	17		
Monroe	1	14	1	
Natchitoches		3		
New Orleans	1	44	3	4
Shreveport	1	49	1	
Tallulah	2	20		
Thibodaux	1	27		

Facility Region (This count is created by identifying the region that the facility is in. For pending secure youth, the count is the region that the youth originated.)

Region	Security Type	Number of Youth
Alexandria	PENDING	2
Baton Rouge	PENDING	3
Lafayette	PENDING	1
Lake Charles	PENDING	1
Monroe	PENDING	1
Monroe	SECURE	168
Natchitoches	SECURE	13
New Orleans	PENDING	1
New Orleans	SECURE	92
Shreveport	PENDING	1
Tallulah	PENDING	2
Thibodaux	PENDING	1