

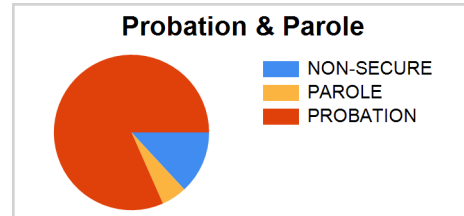
**YOUTH SERVICES
OFFICE OF JUVENILE JUSTICE**

*Dr. James Bueche
Deputy Secretary*

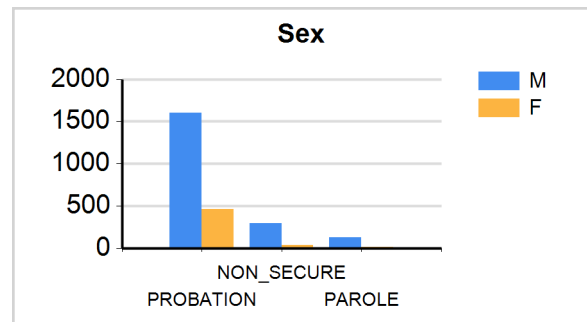
**Demographic Profiles of the Probation & Parole
as of May 01, 2017.**

Total Probation & Parole Supervision: 2521
Total Population under OJJ Supervision: 2842

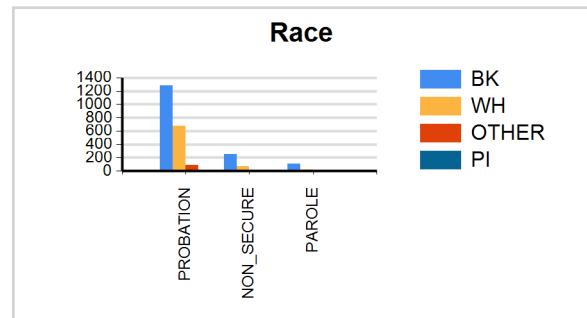
	NON-SECURE	PAROLE	PROBATION
CNT	330	133	2058



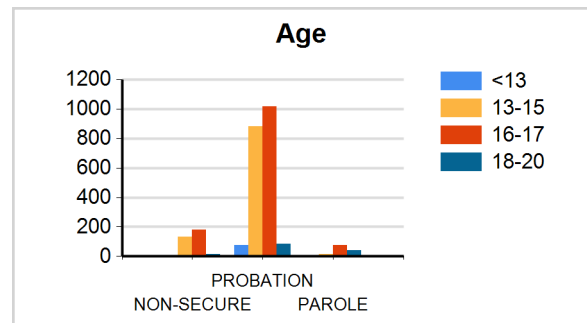
SEX	PROBATION	NON_SECURE	PAROLE
M	1599	293	127
F	459	37	6



RACE	PROBATION	NON_SECURE	PAROLE
BK	1287	251	108
WH	679	68	19
OTHER	91	11	6
PI	1		



AGE	NON-SECURE	PROBATION	PAROLE
<13	5	75	
13-15	133	880	13
16-17	179	1018	77
18-20	13	85	43



Region of Origin (This count is created by identifying the region from which the youth originated.)

Region of Origin	NON-SECURE	PAROLE	PROBATION
Alexandria	19	2	167
Baton Rouge	69	46	91
Hammond	28	17	321
Lafayette	41	11	491
Lake Charles	25	3	117
Monroe	15	1	170
Natchitoches	6	4	106
New Orleans	26	21	116
No Region			2
Shreveport	63	22	242
Tallulah	6	4	98
Thibodaux	32	2	137